

# DATA SHEET

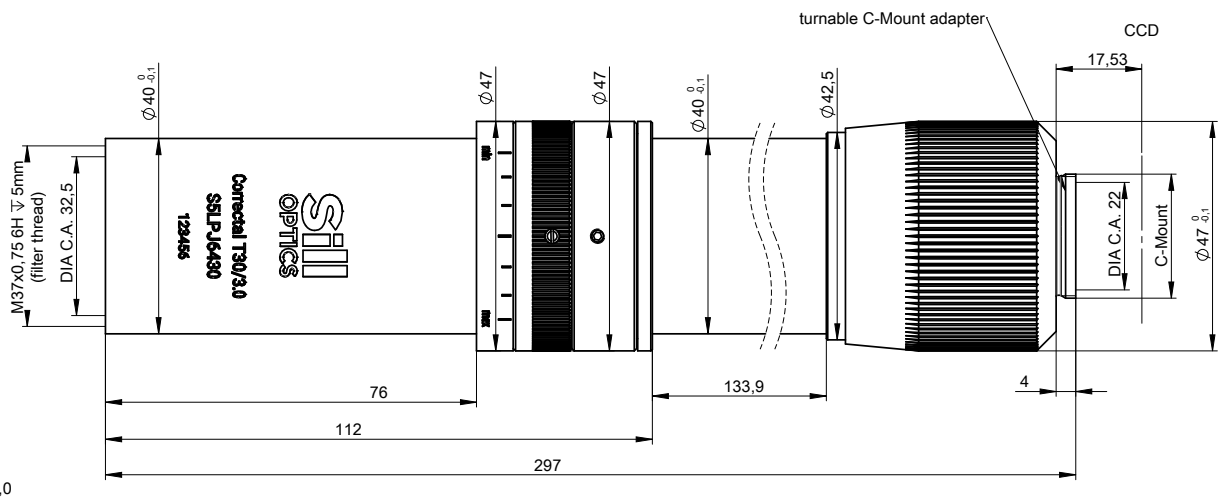
## S5LPJ6430 Correctal T30/3.0 C- Mount

- standard telecentric lenses
- object-sided telecentric
- with C-mount
- variable iris (manual)



illustration only

### outline drawing

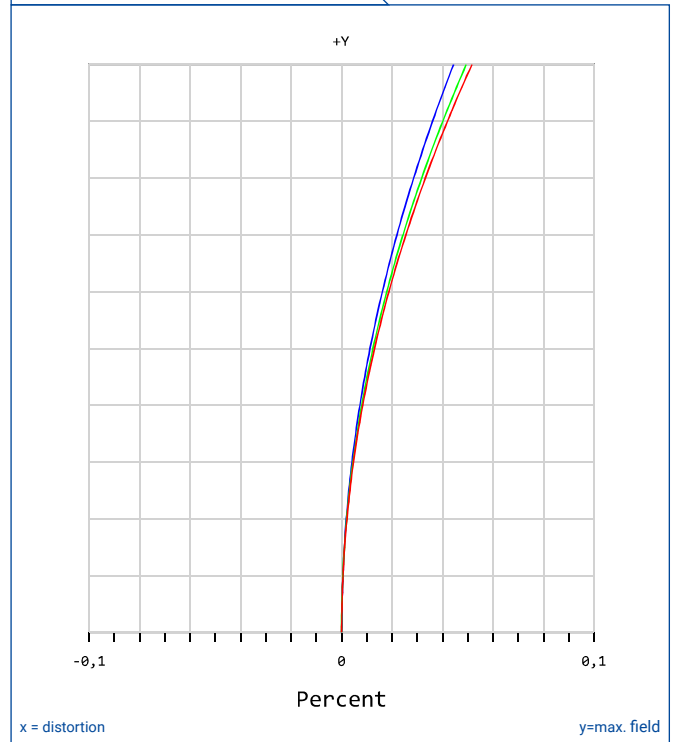


# DATA SHEET

## specifications

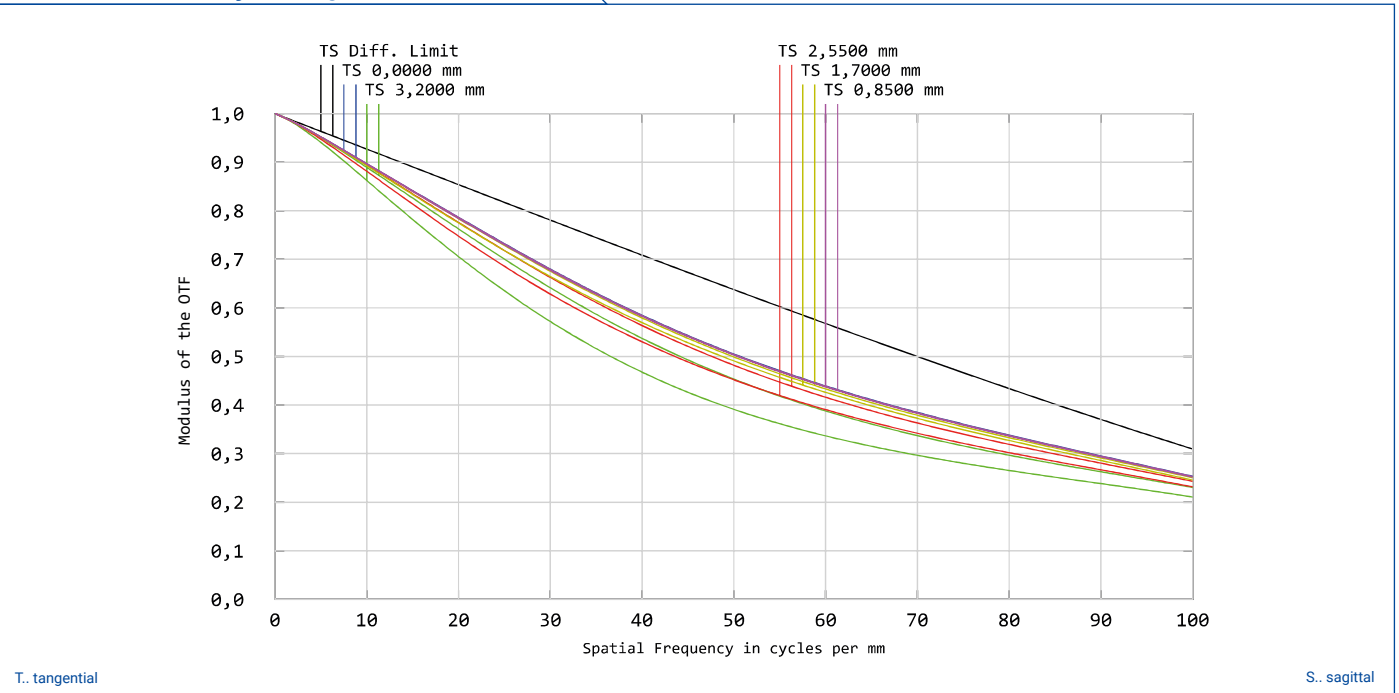
article number	S5LPJ6430
wavelength range [nm]	450-700
design wavelength [nm]	450 - 700
magnification (+/-5%)	3.000
working distance [mm] (+/-2%)	57.0
object size [mm] at a chip size of [mm]	4.3 x 3.2 12.8 x 9.6 (1")
object size [mm] at a chip size of [mm]	4.7 x 3.5 14.1 x 10.6 (1.1")
object size [mm] at a chip size of [mm]	5.1 x 3.8 15.4 x 11.5 (1.2")
max. telecentricity error [°]	0.03
recommended numerical aperture	0.150
max. distortion [%]	0.05
weight [kg]	not yet weighed
flange back distance [mm]	17.53
accessory	--

## Distortion for 450 - 700 nm



## remarks

## MTF for various object heights at 450 - 700 nm



T. tangential

S. sagittal